



ideo

2010, nouvel air de l'élégance

+	autoflow
+	remote confort
+	concepteur
+	installateur
+	utilisateur

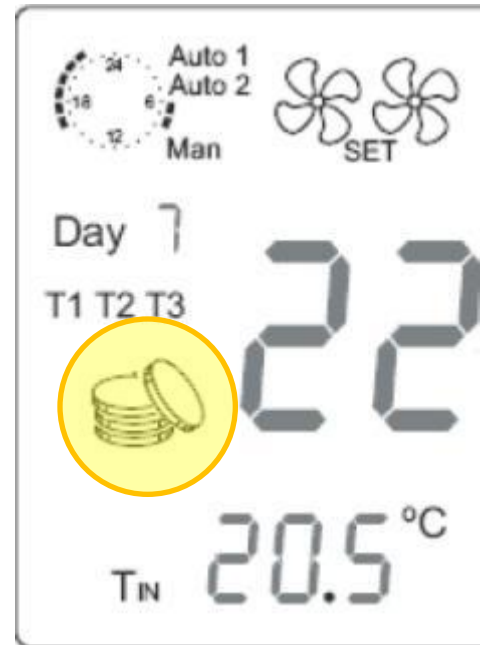
IDEO : general presentation



- Metallic casing with internal insulation along with expanded polypropylene inside:
 - Painted sheet after bending
- Visual quality and Esthetic

Energy saving

- Efficiency up to 95%
- Display with energy saving in KW/h
 - Digital display of the remote control



Energy saving

- EC fan motors with very low power consumption:
- System with constant air flow:
 - Efficiency independent of the filters' condition
 - At the extract or at the supply sides

Easy to mount

- Suitable for many rooms
 - Only one product from 2 to 6 sanitary
- Maximum air flow: 275 m³/h

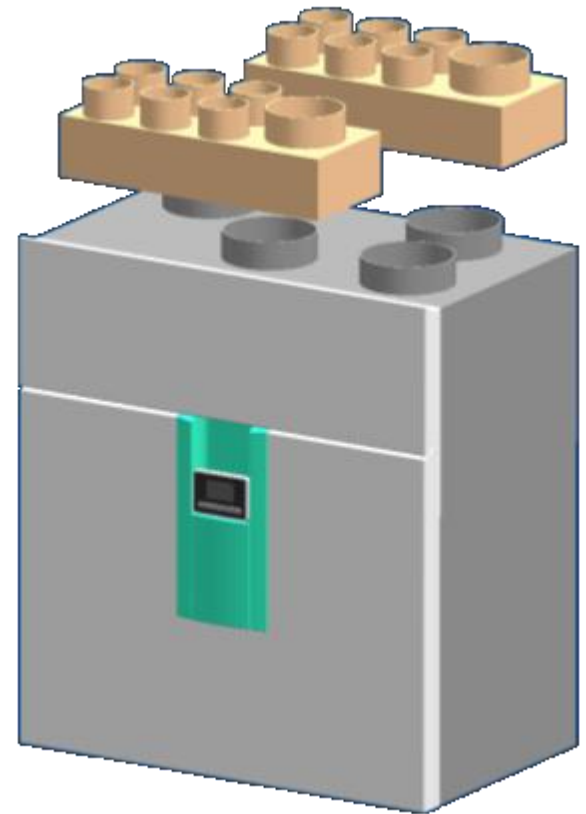
Easy to mount

- **Vertical or horizontal installation:**
 - Vertical installation by feet or on the Wall
 - Horizontal installation



Easy to mount

- **Connection to ducts:**
 - On networks with classic splitted plenums
 - On plenums type Lego

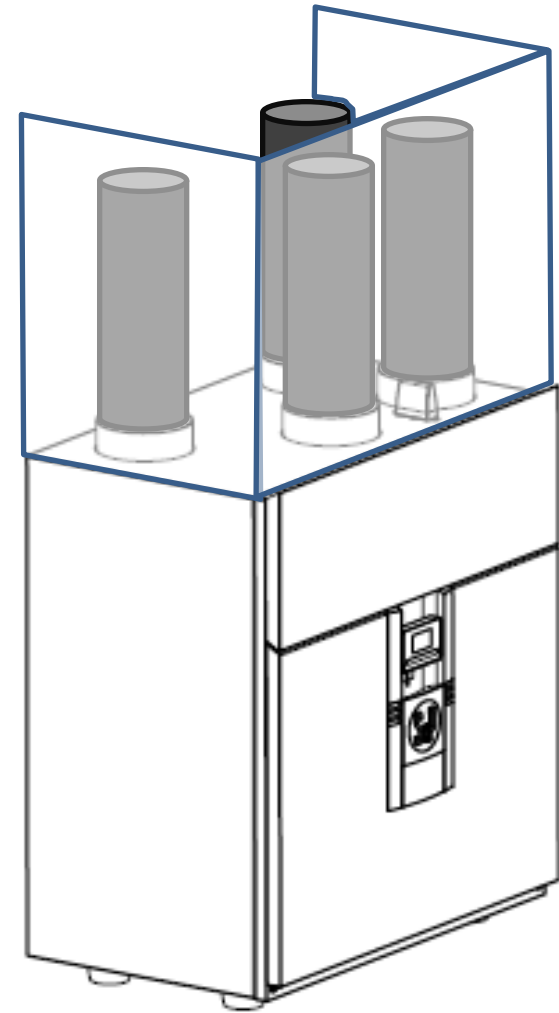


Easy to mount

- **Electrical connection:**
 - Supplied with 1,5 m wire / cable to ease the connection to an electrical box

Easy to mount

- Sliding panels to hide the ducts:
 - To maintain the esthetic of the casing
 - As accessory



Easy of the control

- **Wireless remote control:**



- Large display
- Can be positioned on the front of the cabinet
 - Can be removed from the casing:
 - Lie on, mounted on a wall or put into a cupboard.
 - Possibility of several remote controls

Advantages of the remote control


- Indication of the signal reception :



Warning : in case of reception problem, use an amplifying antenna as an optional (accessory)

Advantages of the remote control

- Choice of the antenna

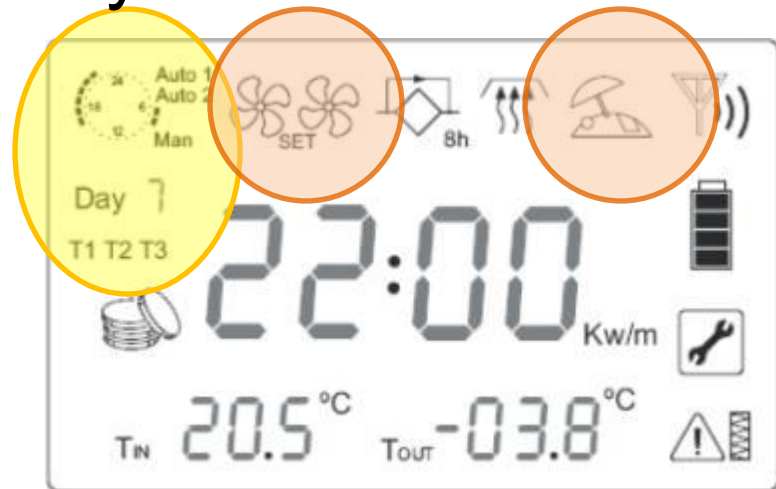


Advantages of the remote control

- Setting of the air flows:
 - 3 speeds
 - Nominal air flow : Air flow setting by the user to meet each country normative
 - High air flow: Maximum air flow for kitchen
 - Holidays position : automatically 50% of the air flow from the nominal air flow
 - Setting of the air flow by steps of 5 m³/h
 - Manual programming

Advantages of the remote control

- **Programming modes of the air flows:**
 - Automatic : 2 pre-setting scenarios
 - Manual : own scenario depending of the organization of the family's life.
 - Programming during 7 days
 - Visualisation of the active mode



Advantages of the remote control

- **Programming modes for the air flows:**
 - The system allows 3 high speed setting per day (T1, T2 and T3).
 - These settings are not limited in duration. They can be different each days of the week.
 - It is always possible to boost manually the high speed.

Advantages of the remote control

- **Boost mode :**
 - Forced mode for high speed for kitchen
 - By separated control (design)
 - Temporized 30 minutes
 - Wireless remote control



Related modes

- **Automatic By-pass 100% :**
 - Free cooling for summer
 - Manual forcing during 8h



- **By-pass on the extract air**

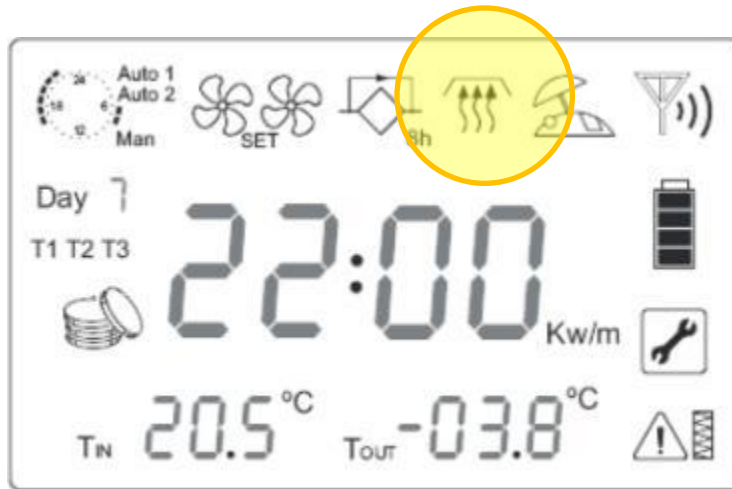
The fresh air is always going through the exchanger which is acting as a noise attenuator.

Related modes

- **Compatibility with Canadian well during the summer:**
 - The by-pass is running :
 - If the internal T C is above to the external T C
 - And if the internal T C is above 24 C
 - The fresh air which is leaving from the Canadian well do not disturb the running of the by-pass.
 - The warm air from the house will leave from the by-pass
 - The free cooling mode from the hole will be preserved.
 - It is always possible to force the by-pass manually

Related modes

- Defrost system in winter :
 - Automatic running.
 - Without stopping the blowing air.



- As soon as the temperature of the extract air is negative, we are reducing the blowing by 50% by period of 5 minutes.
- The difference of the air flow between the extract air and the blowing air is enough in all the cases to maintain the exchanger from the risk of freezing.

Related modes

- Indication of the temperatures :
 - Indication of the average internal and external temperatures.



Health – Hygiene - Comfort

- Introduction of fresh air :

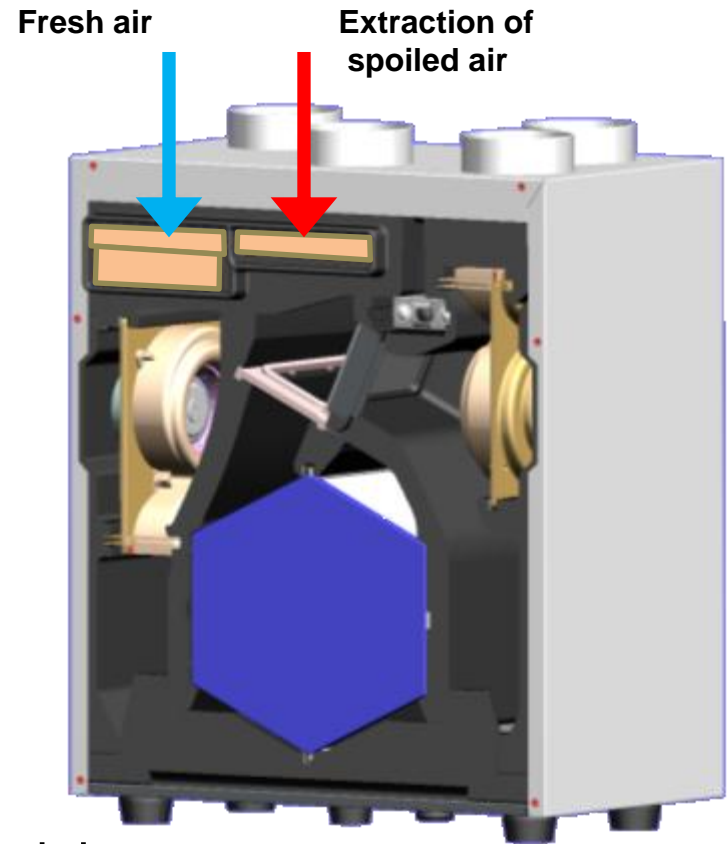
- Filter F5 (option F7)
- Pre-filter G4

- At extract:

- Filter G4

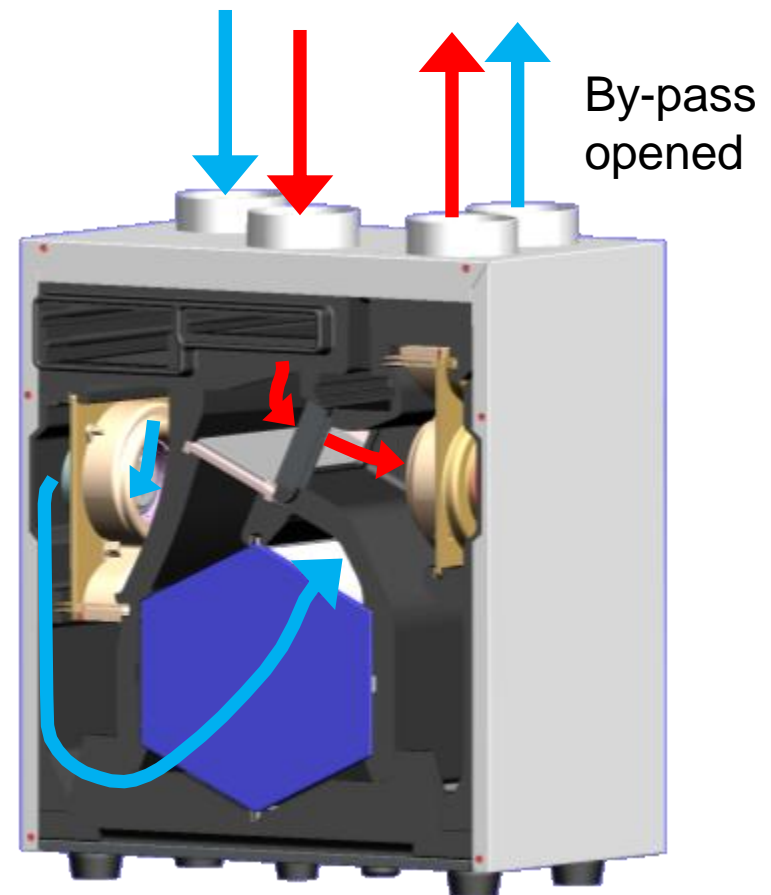
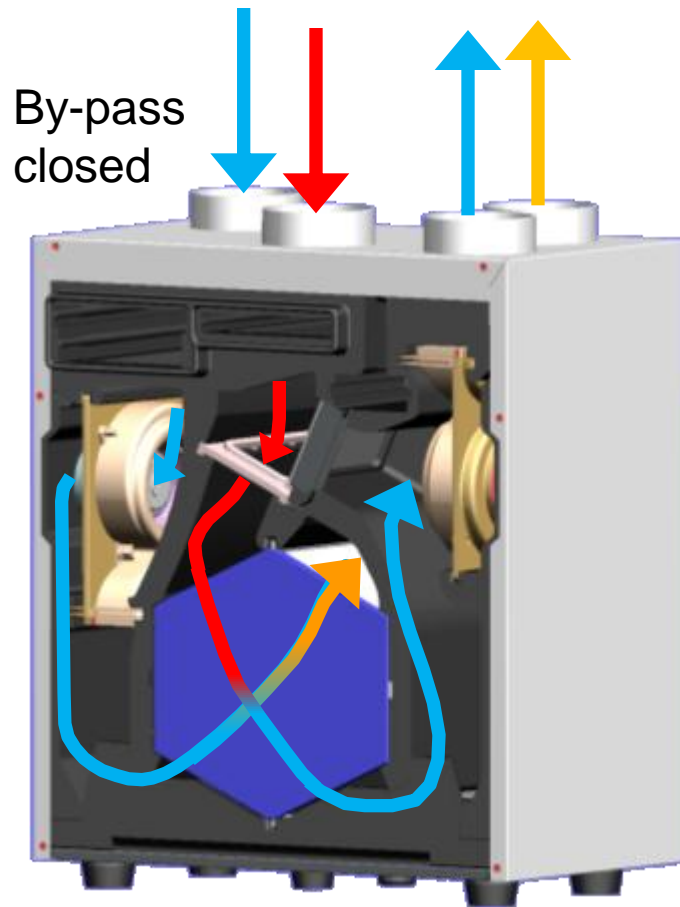
- Cassette type filters :

- Filtration media with carton frame = air tightness
- Filters located on slides easy to remove and with direct access
- Replacement without any additional manipulation
- 100% recyclable filters



Health – Hygiene - Comfort

- Running of the by-pass :



Maintenance

- **Direct accessibility of the filters :**
 - Through the superior door without any tools.



Maintenance

- Indication of dirtying of the filters :
 - Differentiated depending on supply (F1) or extract (F2)



Maintenance

- Alarm in case of malfunction :
 - Motors, thermostats...




Maintenance

- Low batteries indicator of the remote control :



When the batteries of the remote control are too low, the red light disappear.



Maintenance

- **Two instructions manuals available:**
 - Installation and operation modes for the contracting company.
 - Operating modes for the end user into the casing.

